



International Institute of Information Technology Bangalore

# **Student Satisfaction Survey Report**

**For the period 2015-16**

**Submitted to NAAC**

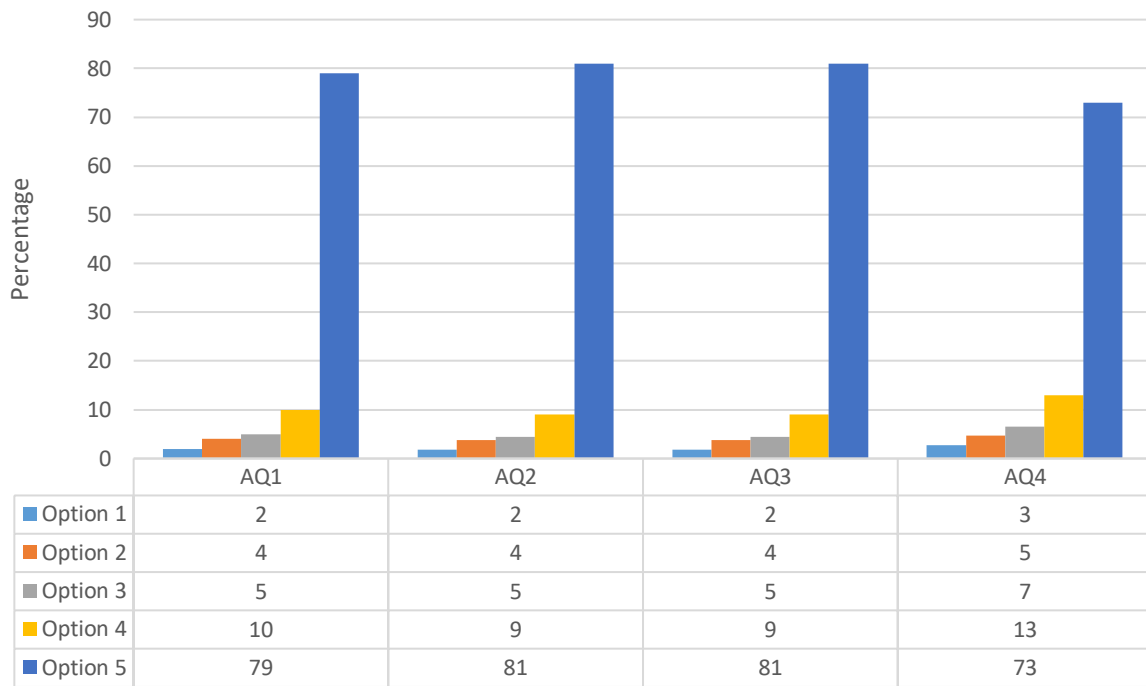
## Introduction

IIT Bangalore's top-most priority is the welfare and academic excellence of its students. In order to ensure that the administration is fully aware of the ground situation regarding the students, IITB has designed a unique 360-degree approach to conducting Student Satisfaction Survey as required by NAAC.

The Student Satisfaction is divided into three separate surveys capturing three stages of the student life cycle:

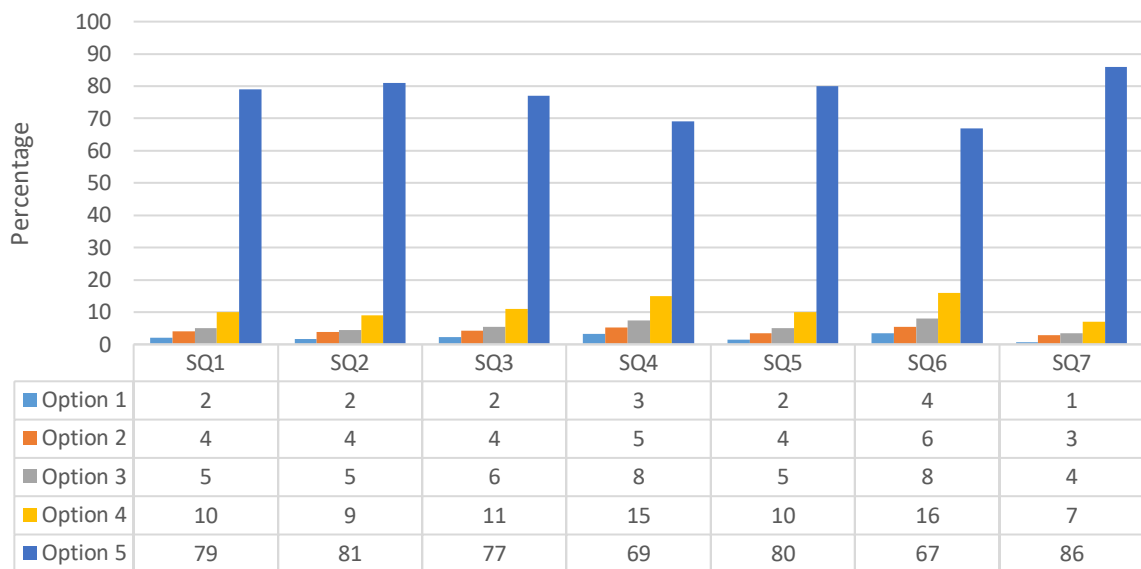
1. Admissions survey
  - for getting feedback on the admissions process.
  - survey administered to only new students who joined that year
2. Student life survey
  - for getting feedback on their experience while they are students
  - survey administered to all active students
3. Student Exit Survey
  - for capturing feedback at the time of graduation
  - survey administered to only graduating students

## Admissions Survey Report (2015-16)



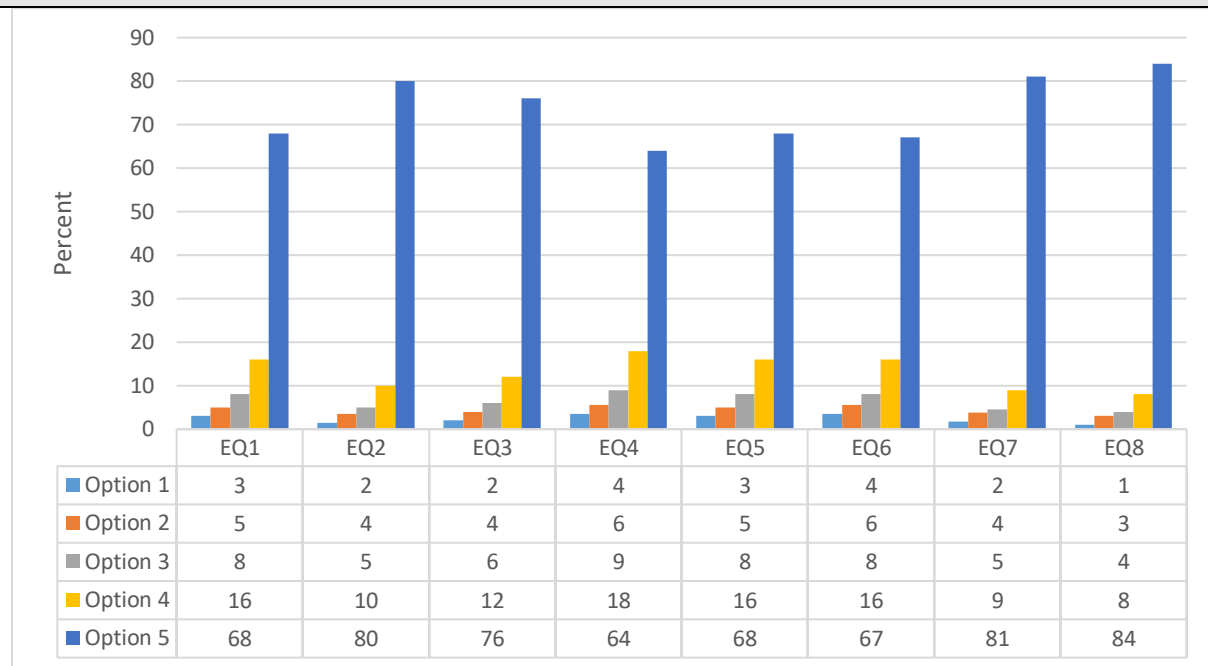
ID	Description	Option 1	Option 2	Option 3	Option 4	Option 5
AQ1	How did you come to know about IIITB	Print Media	Online Media	Friends/Family	Seniors	Alumni
AQ2	Have you visited IIITB website before applying			Never	Yes-Frequently	Yes-a few times
AQ3	Rate your overall admission process experience	1 – Least Satisfied	2	3	4	5 – Most Satisfied
AQ4	Rate your satisfaction regarding answers to your admission queries	1 – Least Satisfied	2	3	4	5 – Most Satisfied
AQ5	Rate your satisfaction regarding easy of applying	1 – Least Satisfied	2	3	4	5 – Most Satisfied

## Student Life Survey Report (2015-16)



ID	Description	Option 1	Option 2	Option 3	Option 4	Option 5
SQ1	Rate your satisfaction with ability of faculty members to teach well	1 – Least Satisfied	2	3	4	5 – Most Satisfied
SQ2	Rate your satisfaction regarding curriculum	1 – Least Satisfied	2	3	4	5 – Most Satisfied
SQ3	Rate your satisfaction regarding lab facilities	1 – Least Satisfied	2	3	4	5 – Most Satisfied
SQ4	Rate your satisfaction regarding hostel facilities	1 – Least Satisfied	2	3	4	5 – Most Satisfied
SQ5	Rate your satisfaction regarding classroom infrastructure	1 – Least Satisfied	2	3	4	5 – Most Satisfied
SQ6	Rate your satisfaction regarding quality of exams	1 – Least Satisfied	2	3	4	5 – Most Satisfied
SQ7	Rate your satisfaction regarding fairness in evaluation	1 – Least Satisfied	2	3	4	5 – Most Satisfied

## Student Exit Survey Report (2015-16)



ID	Description	Option 1	Option 2	Option 3	Option 4	Option 5
EQ1	How satisfied are you with the internship/placement process	1 – Least Satisfied	2	3	4	5 – Most Satisfied
EQ2	How satisfied are you with student life experience (co-curricular activities etc.	1 – Least Satisfied	2	3	4	5 – Most Satisfied
EQ3	How satisfied are you with internet facilities provided	1 – Least Satisfied	2	3	4	5 – Most Satisfied
EQ4	How satisfied are you with quality of food provided on campus	1 – Least Satisfied	2	3	4	5 – Most Satisfied
EQ5	How satisfied are you with hostel facilities provided	1 – Least Satisfied	2	3	4	5 – Most Satisfied
EQ6	How satisfied are you with the international expore provided?	1 – Least Satisfied	2	3	4	5 – Most Satisfied
EQ8	Rate the quality of sports / gym facilities	1 – Least Satisfied	2	3	4	5 – Most Satisfied
EQ7	Rate your overall satisfaction as student of IITB	1 – Least Satisfied	2	3	4	5 – Most Satisfied